

## Postal Code 78633

## Residential Statistics

## Independence Title

January 2022

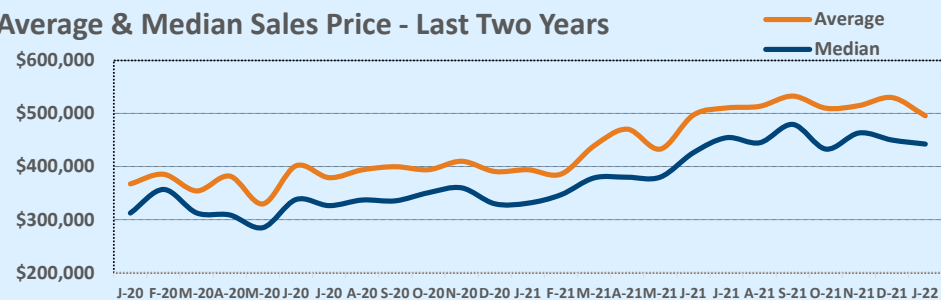
Listings	This Month			Year-to-Date		
	Jan 2022	Jan 2021	Change	2022	2021	Change
Single Family Sales	54	58	-6.9%	54	58	-6.9%
Condo/TH Sales	--	1	--	--	1	--
<b>Total Sales</b>	<b>54</b>	<b>59</b>	<b>-8.5%</b>	<b>54</b>	<b>59</b>	<b>-8.5%</b>
New Homes Only	2	--	--	2	--	--
Resale Only	52	59	-11.9%	52	59	-11.9%
Sales Volume	\$26,770,400	\$23,254,930	+15.1%	\$26,770,400	\$23,254,930	+15.1%
New Listings	55	56	-1.8%	55	56	-1.8%
Pending	37	2	+1750.0%	37	2	+1750.0%
Withdrawn	--	1	--	--	1	--
Expired	1	--	--	1	--	--
Months of Inventory	0.5	0.2	+136.7%	N/A	N/A	--

Average	This Month			Year-to-Date		
	Jan 2022	Jan 2021	Change	2022	2021	Change
List Price	\$489,689	\$396,833	+23.4%	\$489,689	\$396,833	+23.4%
List Price/SqFt	\$241	\$190	+26.6%	\$241	\$190	+26.6%
Sold Price	\$495,748	\$394,151	+25.8%	\$495,748	\$394,151	+25.8%
Sold Price/SqFt	\$245	\$190	+29.0%	\$245	\$190	+29.0%
Sold Price / Orig LP	102.8%	100.6%	+2.2%	102.8%	100.6%	+2.2%
Days on Market	16	32	-51.0%	16	32	-51.0%

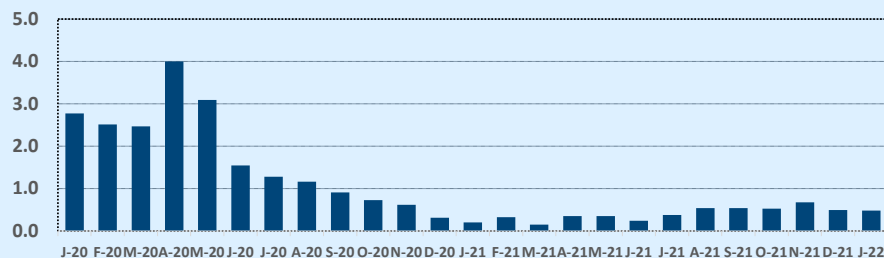
Median	This Month			Year-to-Date		
	Jan 2022	Jan 2021	Change	2022	2021	Change
List Price	\$427,950	\$335,000	+27.7%	\$427,950	\$335,000	+27.7%
List Price/SqFt	\$233	\$181	+28.8%	\$233	\$181	+28.8%
Sold Price	\$442,500	\$331,100	+33.6%	\$442,500	\$331,100	+33.6%
Sold Price/SqFt	\$241	\$181	+33.4%	\$241	\$181	+33.4%
Sold Price / Orig LP	100.5%	100.0%	+0.5%	100.5%	100.0%	+0.5%
Days on Market	7	8	-18.8%	7	8	-18.8%

Price Range	This Month			Year-to-Date		
	New	Sales	DOM	New	Sales	DOM
\$149,999 or under	--	--	--	--	--	--
\$150,000- \$199,999	--	--	--	--	--	--
\$200,000- \$249,999	--	--	--	--	--	--
\$250,000- \$299,999	3	2	7	3	2	7
\$300,000- \$349,999	4	3	10	4	3	10
\$350,000- \$399,999	5	13	8	5	13	8
\$400,000- \$449,999	11	10	9	11	10	9
\$450,000- \$499,999	7	6	5	7	6	5
\$500,000- \$549,999	4	6	40	4	6	40
\$550,000- \$599,999	5	4	16	5	4	16
\$600,000- \$699,999	2	5	34	2	5	34
\$700,000- \$799,999	2	--	--	2	--	--
\$800,000- \$899,999	6	2	16	6	2	16
\$900,000- \$999,999	2	2	5	2	2	5
\$1M - \$1.99M	4	1	57	4	1	57
\$2M - \$2.99M	--	--	--	--	--	--
\$3M+	--	--	--	--	--	--
<b>Totals</b>	<b>55</b>	<b>54</b>	<b>16</b>	<b>55</b>	<b>54</b>	<b>16</b>

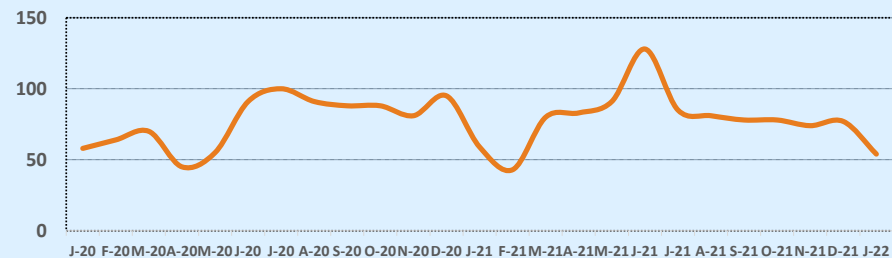
### Average & Median Sales Price - Last Two Years



### Months of Inventory - Last Two Years



### Number of Sales - Last Two Years



Based on information from the Austin Board of REALTORS® (alternatively, from ACTRIS). Neither the Board nor ACTRIS guarantees or is in any way responsible for its accuracy. The Austin Board of REALTORS®, ACTRIS and their affiliates provide the MLS and all content therein "AS IS" and without any warranty, express or implied. Data maintained by the Board or ACTRIS may not reflect all real estate activity in the market.